


# The Ultimate Blueberries Growing Guide: An In-Depth Overview with Expert Tips

Indulge in the sweet and juicy delight of homegrown blueberries by embarking on an exciting journey with our ultimate growing guide. Designed for gardeners of all experience levels, this comprehensive handbook will unveil the secrets to cultivating a thriving blueberry patch, transforming your garden into a vibrant haven of blueberry abundance.

Join hands with Elliott Avant, an esteemed gardening expert whose profound insights and time-tested techniques will guide you through every step of the blueberry-growing process. From selecting the perfect plant to harvesting your first ripe berries, this guide will empower you with the knowledge and confidence to cultivate a bountiful harvest that will tantalize your taste buds and nourish your soul.



## Blueberries Growing Guide by Elliott Avant

★★★★☆ 4.4 out of 5

Language : English

File size : 860 KB

Text-to-Speech : Enabled

Screen Reader : Supported

Enhanced typesetting : Enabled

Print length : 14 pages

Lending : Enabled

FREE

DOWNLOAD E-BOOK



## Step 1: Choosing the Right Blueberry Plants




The foundation of a successful blueberry patch begins with selecting the right plants. Consider the following factors:

- **Hardiness Zone:** Blueberries thrive in USDA Hardiness Zones 3 to 8. Determine your zone and choose varieties that are well-suited to your climate.

- **Growth Habits:** Blueberry bushes can be highbush, half-highbush, or lowbush. Highbush varieties are the most common and can reach heights of 6-8 feet, while half-highbush and lowbush varieties are more compact.
- **Pollination Requirements:** Most blueberry varieties require cross-pollination to produce fruit. Plant at least two different varieties to ensure pollination.
- **Fruit Characteristics:** Consider the desired size, color, flavor, and ripening time of the berries when choosing varieties.

## Step 2: Site Selection and Soil Preparation



Blueberries prefer well-drained, acidic soil with a pH between 4.5 and 5.5. If your soil is not acidic enough, you can amend it with sulfur or peat moss.

Choose a sunny location that receives at least 6 hours of direct sunlight per day. Avoid planting in low-lying areas where water can accumulate.

### **Step 3: Planting and Mulching**

Dig holes that are twice as wide as the root ball of the blueberry plant and just as deep. Place the plant in the hole and backfill with soil, tamping down gently to remove any air pockets.

Water the plants deeply after planting. Spread a layer of organic mulch, such as pine needles or shredded bark, around the plants to help retain moisture and suppress weeds.

### **Step 4: Pruning and Training**



## Clever Tricks for **Pruning Blueberry Bushes** the Right Way



Pruning blueberries is essential for maintaining healthy plants and maximizing fruit production. Prune young plants to encourage branching and remove any dead or diseased wood.

As blueberries mature, prune them to remove suckers, old branches, and weak stems. Train the remaining branches to form an open, vase-shaped canopy that allows for good air circulation and sunlight penetration.

## Step 5: Fertilizing and Watering

Blueberries are heavy feeders and should be fertilized regularly. Use a balanced fertilizer formulated for acid-loving plants.

Water blueberries deeply and regularly, especially during dry periods. Avoid overwatering, as soggy soil can lead to root rot.


## Step 6: Pest and Disease Management




Blueberries can be susceptible to a variety of pests and diseases. Common pests include aphids, blueberry maggots, and Japanese beetles. Common diseases include mummy

**Blueberries Growing Guide** by Elliott Avant

★★★★☆ 4.4 out of 5



Language	: English
File size	: 860 KB
Text-to-Speech	: Enabled
Screen Reader	: Supported
Enhanced typesetting	: Enabled
Print length	: 14 pages
Lending	: Enabled



## How to Have Fearlessly Curious Conversations in Dangerously Divided Times

In a world increasingly polarized by divisive rhetoric and echo chambers, it is more important than ever to engage in meaningful conversations with those who hold different...



## Few Things to Keep in Mind for a Successful Introduction Series

Writing an series can be a daunting task, but with careful planning and execution, it can also be incredibly rewarding. Here are a few things to...