


Teaching Languages to Students with Specific Learning Differences: Strategies and Resources for Effective Instruction



Teaching Languages to Students with Specific Learning Differences (MM Textbooks Book 8) by Judit Kormos

★★★★☆ 4.9 out of 5

Language	: English
File size	: 1375 KB
Text-to-Speech	: Enabled
Screen Reader	: Supported
Enhanced typesetting	: Enabled
Word Wise	: Enabled
Print length	: 245 pages

FREE

DOWNLOAD E-BOOK



Teaching languages to students with specific learning differences (SpLDs) requires a specialized approach that acknowledges their unique challenges and strengths. SpLDs, such as dyslexia, can impact language processing, reading, writing, and other cognitive skills. However, with appropriate accommodations, modifications, and evidence-based strategies, these students can thrive in language learning environments. This article provides educators with a comprehensive guide to effectively teach languages to students with SpLDs, ensuring their success and language proficiency.

Understanding Specific Learning Differences

SpLDs are a group of neurodevelopmental disorders that affect a person's ability to learn and process information in the same way as others. These

differences can range from mild to severe, and can impact various areas, including:

- **Reading:** Dyslexia, a common SpLD, affects the ability to decode, spell, and read fluently.
- **Writing:** Students with SpLDs may struggle with handwriting, sentence structure, and organization.
- **Language processing:** SpLDs can impact comprehension, vocabulary, and grammar.
- **Memory:** Students with SpLDs may have difficulty retaining and recalling information.
- **Attention:** Attention deficit hyperactivity disorder (ADHD) is often comorbid with SpLDs and can affect focus and concentration.

Strategies for Teaching Languages to Students with SpLDs

1. Accommodations and Modifications:

- **Extended time:** Provide extra time for students to complete assignments, tests, and presentations.
- **Simplified language:** Use clear and concise language, avoiding complex sentence structures and technical terms.
- **Visual aids:** Incorporate visual aids, such as charts, graphs, and diagrams, to support understanding.
- **Preferential seating:** Ensure the student is seated in a place that minimizes distractions and supports focus.

- **Assistive technology:** Provide access to assistive technology, such as speech-to-text software, to support reading and writing.

2. Teaching Strategies:

- **Multi-sensory approach:** Engage multiple senses through activities that involve listening, speaking, reading, writing, and movement.
- **Personalized instruction:** Tailor instruction to the individual learning styles and needs of each student.
- **Explicit instruction:** Provide clear and structured instruction, breaking down concepts into manageable steps.
- **Repetition and review:** Regularly review concepts and provide opportunities for practice to enhance retention.
- **Positive reinforcement:** Encourage students and provide positive feedback to build confidence and motivation.

3. Assessment Strategies:

- **Use alternative assessments:** Employ alternative assessment methods, such as oral presentations, projects, and portfolios, to evaluate student progress.
- **Provide feedback:** Provide specific and timely feedback to guide students' learning and progress.
- **Monitor progress regularly:** Track student progress and make necessary adjustments to the teaching approach or accommodations.

Resources for Teaching Languages to Students with SpLDs

1. Professional Development:

- **Attend workshops and conferences:** Participate in professional development opportunities to enhance knowledge and skills in teaching languages to students with SpLDs.
- **Consult with experts:** Seek guidance from professionals, such as speech-language pathologists and special education teachers, who specialize in working with students with SpLDs.

2. Materials and Resources:


- **Dyslexia-friendly textbooks:** Utilize textbooks designed specifically for students with dyslexia, featuring clear fonts, spacing, and visual aids.
- **Language learning apps:** Explore language learning apps that provide interactive exercises and personalized content for students with SpLDs.
- **Online resources:** Access online resources, such as websites and databases, that provide teaching materials, strategies, and support for students with SpLDs.

3. Collaboration and Support:

- **Collaborate with parents and caregivers:** Engage with parents and caregivers to discuss the student's learning needs and provide support at home.
- **Seek support from colleagues:** Share ideas and collaborate with other educators who teach students with SpLDs.

- **Join professional organizations:** Become part of organizations, such as the International Dyslexia Association, to connect with experts and stay updated on research and best practices.

Teaching languages to students with SpLDs is a rewarding and challenging endeavor that requires a tailored approach. By understanding the unique learning styles and needs of these students, educators can implement effective strategies, accommodations, and modifications to foster their language proficiency. The resources and strategies outlined in this article provide a comprehensive guide to support educators in creating inclusive and supportive language learning environments where students with SpLDs can thrive.




Teaching Languages to Students with Specific Learning Differences (MM Textbooks Book 8) by Judit Kormos

★★★★☆ 4.9 out of 5

Language	: English
File size	: 1375 KB
Text-to-Speech	: Enabled
Screen Reader	: Supported
Enhanced typesetting	: Enabled
Word Wise	: Enabled
Print length	: 245 pages





How to Have Fearlessly Curious Conversations in Dangerously Divided Times

In a world increasingly polarized by divisive rhetoric and echo chambers, it is more important than ever to engage in meaningful conversations with those who hold different...



Few Things to Keep in Mind for a Successful Introduction Series

Writing an series can be a daunting task, but with careful planning and execution, it can also be incredibly rewarding. Here are a few things to...